

Alabama Law Enforcement Agency  
301 South Ripley Street  
Montgomery, AL 36104



Information Bureau  
Statistical Analysis Center

## Statistical Analysis Center

# 2014 Domestic Violence in Alabama



Alabama Law Enforcement Agency  
Information Bureau  
301 South Ripley Street  
Montgomery, Alabama 36104  
334.517.2400



**For more information, please contact**

Carol Roberts, Public Information Specialist

[Carol.Roberts@alea.gov](mailto:Carol.Roberts@alea.gov)

334.517.2400

Tracy Townsend, Division Manager

[Tracy.Townsend@alea.gov](mailto:Tracy.Townsend@alea.gov)

334.517.2400

Or, visit our website at

[www.alea.gov](http://www.alea.gov)

## Domestic Violence

This report was produced by the Statistical Analysis Center of the Alabama Law Enforcement Agency. Data presented in this report were provided by the CJIS Administration Division of ALEA for the calendar year of 2014. For purposes of this report, domestic violence is indicated when the relationship of the victim and offender is husband, wife, common-law spouse, ex-husband, ex-wife, girlfriend, boy-friend, ex-girlfriend, or ex-boyfriend. Statistics contained within this report include adult and juvenile victims.



**Secretary of Law Enforcement Spencer Collier**

**Chief Information Officer Kevin Wright**

**CJIS Coordinator Tracy Townsend**

**Public Information Specialist Carol Roberts**

The Alabama Law Enforcement Agency (ALEA) was created by Act 2013-67 and represents the consolidation and realignment of 12 state law enforcement agencies/functions into one entity. ALEA is responsible for the functions and missions of the Alabama Department of Homeland Security, Department of Public Safety, Alabama Bureau of Investigation, Fusion Center, Criminal Justice Information Center, Marine Police, Alcoholic Beverage Control Board Enforcement, Department of Revenue Enforcement, Forestry Commission Investigations, Agricultural and Industry Investigations, Public Service Commission Enforcement, and Office of Prosecution Service Computer Forensics Lab.

## Domestic Violence – 2014

- Of the **19,628** violent offenses\* reported in 2014, **17%** were domestic violence incidents. Domestic violence was indicated in **3,351** offenses reported: in **24** homicides; **198** rapes; **61** robberies; and in **3,068** aggravated assaults. **1,951** incidents of domestic violence were cleared for a **58%** clearance rate. **49%** of the clearances were exceptional, i.e. lack of prosecution.
- There were **31,165** domestic simple assaults, which represent **38%** of all simple assaults reported in 2014. **17,825** domestic simple assaults were cleared for a **57%** clearance rate. **56%** of the clearances were exceptional.
- **80%** of the victims were females, and **20%** were males. **54%** of the victims were black, and **46%** were white. In **76%** the offender was male.
- A firearm was the weapon used in **15%** of the offenses; hands, fists or feet were used as a weapon in **50%**; a knife was the weapon used in **16%**; and other dangerous weapons were used in **19%**.
- **84%** of the offenses occurred at a residence; **7%** occurred in a highway, street or alley; **3%** occurred in a parking lot; **2%** occurred in a hotel or motel; and **4%** occurred in all other locations.
- In **20%** of domestic violence offenses the victim was the wife/ex-wife of the offender; in **45%** the victim was the girlfriend/ex-girlfriend of the offender.

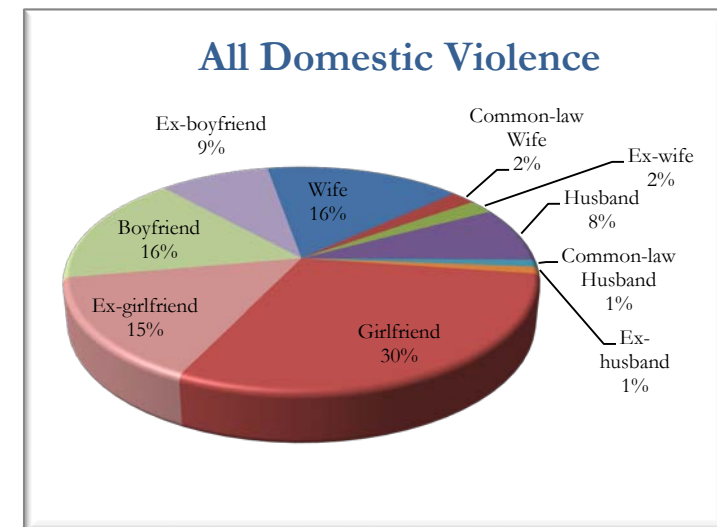
\*Excluding simple assaults



## Domestic Violence

### Relationship of Victim and Offender

The Victim was:	Percent
Wife	16%
Common-law wife	2%
Ex-wife	2%
Husband	8%
Common-law husband	1%
Ex-husband	1%
Girlfriend	30%
Ex-girlfriend	15%
Boyfriend	16%
Ex-boyfriend	9%



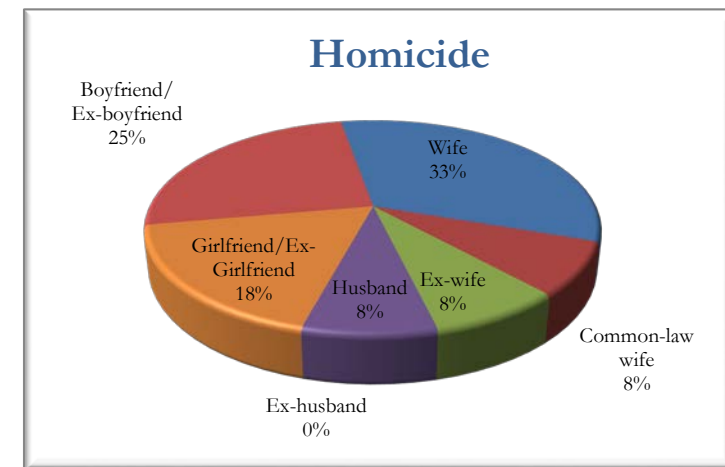
## Domestic Violence - Homicide

- There were **24** domestic homicides reported in 2014, representing **9%** of the **270** homicides reported in Alabama for that year. **15** domestic homicides were cleared for a **63%** clearance rate.
- **21%** of the victims were males, and **79%** were females. **46%** of the victims were black and **54%** were white.
- A firearm was the weapon used in **63%** of the homicides; a knife was the weapon used **21%**; hands, fists or feet were used as a weapon in **8%**; and other dangerous weapons were used in **8%**.
- In **49%** of the homicides the victim was the wife or ex-wife of the offender; in **8%** the victim was the husband or ex-husband; in **18%** the victim was the girlfriend or ex-girlfriend; and in **25%** of the homicides the victim was the boyfriend or ex-boyfriend of the offender.
- **75%** of the homicides occurred at a residence; **21%** occurred in a highway, street or alley; and **4%** occurred in other locations.
- In **50%** of the homicides the offender was white; and in **75%** the offender was a male.

## Domestic Violence - Homicide

### Relationship of Victim and Offender

The Victim was:	Percent
Wife	33%
Common-law wife	8%
Ex-wife	8%
Husband	8%
Common-law husband	0%
Ex-husband	0%
Girlfriend/Ex-girlfriend	18%
Boyfriend/Ex-boyfriend	25%



## Domestic Violence – Rape\*

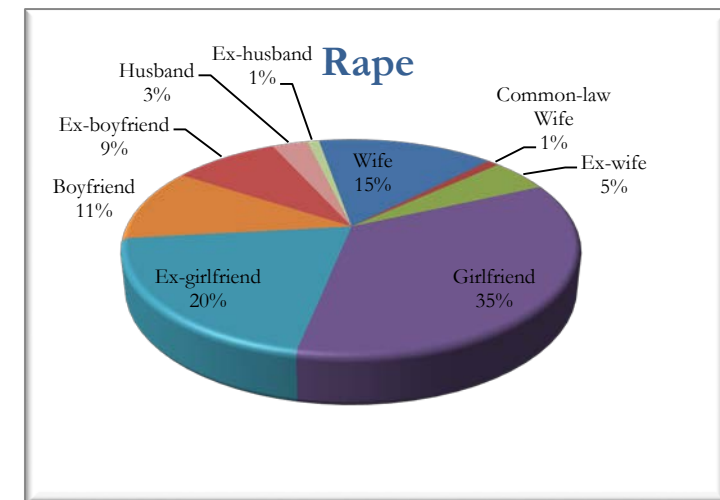
- There were **198** domestic violence rapes in 2014, representing **11%** of the **1,890** rapes reported in Alabama for that year. **102** domestic rapes were cleared for a **52%** clearance rate. **68%** of the clearances were exceptional.
- **97%** of the victims were females and **3%** were males. **70%** of the victims were white and **30%** were black.
- A firearm was the weapon used in **4%** of the rapes; hands, fists, or feet were used as a weapon in **83%**; a knife was the weapon used in **3%**; and other dangerous weapons were used in **10%**.
- **43%** of the victims suffered additional injuries.
- **55%** of the victims were the girlfriend or ex-girlfriend of the offender, and **21%** of the victims were the wife or ex-wife of the offender.
- **84%** of the offenses occurred at a residence; **2%** occurred in a street or alley; **3%** occurred in a hotel or motel, and **11%** occurred in other locations.
- In **60%** of the rapes the offender was white; in **35%** the offender was black; and in **5%** of the rapes the race of the offender was unknown.
- **32%** of domestic rape victims were juveniles.

\*Prior to 2013, Rape included only female victims. In 2013 the definition of rape was expanded by the FBI's Uniform Crime Reporting Program to include male victims and other types of sexual assault offenses. Because of this change, the number of reported rapes increased in 2014 compared to 2012.

## Domestic Violence - Rape

### Relationship of Victim and Offender

The Victim was:	Percent
Wife	15%
Common-law wife	1%
Ex-wife	5%
Husband	3%
Common-law husband	1%
Ex-husband	1%
Girlfriend	35%
Ex-girlfriend	20%
Boyfriend	11%
Ex-boyfriend	9%



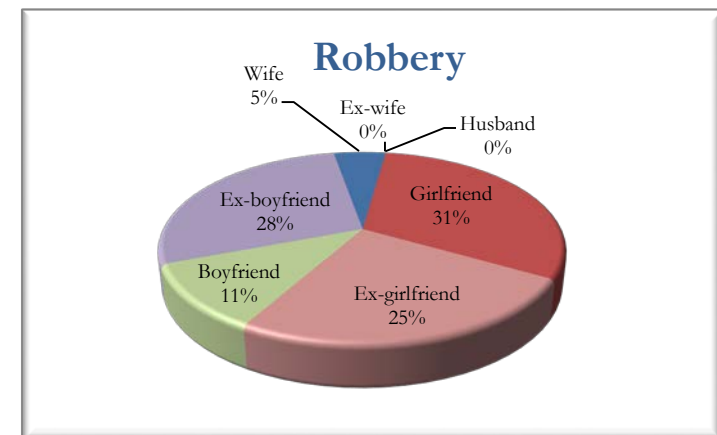
## Domestic Violence - Robbery

- There were **61** robberies in 2014 that indicated domestic violence. This represents **1%** of the **4,481** robberies reported for Alabama in that year. **33** domestic robberies were cleared for a **54%** clearance rate. **67%** of the clearances were exceptional.
- A firearm was the weapon used in **13%** of the robberies; hands, fists or feet were used as a weapon in **64%**; a knife was the weapon used in **5%**; and other dangerous weapons were used in **18%**.
- **48%** of the victims suffered injuries.
- **56%** of the victims were the girlfriend or ex-girlfriend of the offender; **5%** of the victims were the wife or ex-wife of the offender; and **39%** were the boyfriend or ex-boyfriend of the offender.
- **61%** of the offenses occurred at a residence; **13%** occurred in a street or alley; **13%** occurred in a parking lot; and **13%** occurred in other locations.
- In **71%** of the robberies, the offender was black and in **84%** the offender was a male.

## Domestic Violence - Robbery

### Relationship of Victim and Offender

<u>The Victim was:</u>	<u>Percent</u>
Wife	5%
Common law-wife	0%
Ex-wife	0%
Husband	0%
Common law-husband	0%
Ex-husband	0%
Girlfriend	31%
Ex-girlfriend	25%
Boyfriend	11%
Ex-boyfriend	28%



## Domestic Violence – Assault

### Aggravated

- Of the **12,987** aggravated assaults reported in 2014, **3,068** were domestic aggravated assaults - or **24%** of all aggravated assaults reported in Alabama for that year. **1,801** incidents of domestic aggravated assault were cleared for a **59%** clearance rate. **48%** of the clearances were exceptional.
- A firearm was the weapon used in **16%** of the assaults; hands, fists or feet were used as a weapon in **52%**; a knife was the weapon used in **16%**; and other dangerous weapons were used in **16%**.
- 59%** of the victims were injured.
- 20%** of the victims were a wife or ex-wife of the offender; **45%** of the victims were a girlfriend or ex-girlfriend of the offender; **11%** of the victims were a husband or ex-husband of the offender; and **24%** were the boyfriend or ex-boyfriend of the offender. **57%** of the offenders were black, and **75%** were males.

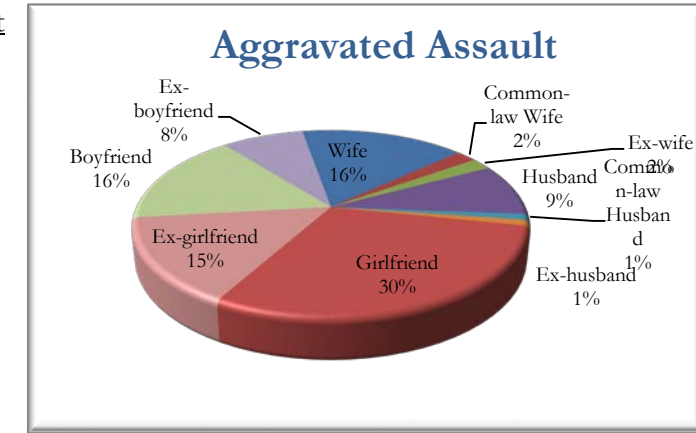
### Simple

- There were **31,165** domestic simple assaults reported in 2014, or **38%** of all simple assaults for that year. **17,825** incidents of domestic simple assaults were cleared for a **57%** clearance rate. **56%** of the clearances were exceptional, i.e. lack of prosecution.
- Hands, fists, feet or voice were used as a weapon in **87%** of these assaults; however, **40%** of the victims still reported injuries.
- 25%** of the victims were a wife or ex-wife to the offender; **43%** were a girlfriend or ex-girlfriend.

## Domestic Violence - Aggravated Assault

### Relationship of Victim and Offender

The Victim was:	Percent
Wife	16%
Common-law wife	2%
Ex-wife	2%
Husband	9%
Common-law husband	1%
Ex-husband	1%
Girlfriend	30%
Ex-girlfriend	15%
Boyfriend	16%
Ex-boyfriend	8%



## Domestic Violence - Simple Assault

### Relationship of Victim and Offender

The Victim was:	Percent
Wife	19%
Common-law wife	2%
Ex-wife	4%
Husband	9%
Common-law husband	1%
Ex-husband	2%
Girlfriend	28%
Ex-girlfriend	15%
Boyfriend	13%
Ex-boyfriend	7%

