


# 2009 Drug Offenses in Alabama, by County

## 2009 State of Alabama Arrests for Sale/Possession of Illegal Drugs

County	Adult Sale	Adult Possession	Juvenile Sale	Juvenile Possession
Jefferson	90	3,708	4	234
Mobile	91	1,740	3	178
Montgomery	7	391	0	79
Autauga	19	79	0	12
Baldwin	36	341	3	33
Barbour	15	97	0	3
Bibb	8	27	0	0
Blount	32	88	1	1
Bullock	3	7	0	0
Butler	5	30	0	0
Calhoun	68	341	1	17
Chambers	35	81	0	0
Cherokee	19	38	0	1
Chilton	43	132	1	2
Choctaw	0	0	0	0
Clarke	60	64	0	3
Clay	3	4	0	0
Cleburne	8	34	1	0
Coffee	67	77	1	3
Colbert	1	152	0	0
Conecuh	4	14	0	0
Coosa	11	18	0	0
Covington	42	45	0	0
Crenshaw	5	32	0	1
Cullman	71	178	1	0
Dale	27	138	0	7
Dallas	5	82	0	3
Dekalb	35	154	0	5
Elmore	49	193	1	4
Escambia	7	141	1	5
Etowah	41	218	0	3
Fayette	5	5	0	1
Franklin	31	28	1	1
Geneva	19	28	0	0
Greene	2	15	1	0
Hale	7	12	0	1
Henry	14	32	0	1




### Alabama Criminal Justice Information Center

Statistical Analysis Center  
 201 South Union Street, Suite 300  
 Montgomery, Alabama 36130  
 334.517.2400

# 2009 Drug Offenses in Alabama, by County

Houston	31	456	2	6
Jackson	19	112	0	1
Lamar	0	1	0	0
Lauderdale	6	161	0	12
Lawrence	47	19	0	0
Lee	22	298	0	27
Limestone	10	182	3	7
Lowndes	1	60	0	0
Macon	7	5	0	1
Madison	226	1,854	2	108
Marengo	20	47	0	3
Marion	18	55	0	7
Marshall	166	263	0	28
Monroe	1	56	0	2
Morgan	17	11	0	0
Perry	3	12	0	0
Pickens	27	47	1	1
Pike	32	81	0	1
Randolph	5	39	0	1
Russell	8	91	0	1
St. Clair	95	115	0	2
Shelby	12	183	2	21
Sumter	1	23	0	0
Talladega	22	183	0	1
Tallapoosa	32	110	0	11
Tuscaloosa	170	711	0	43
Walker	21	187	0	1
Washington	8	47	0	0
Wilcox	6	7	0	0
Winston	33	12	0	0
<b>Totals</b>	<b>2,051</b>	<b>14,192</b>	<b>30</b>	<b>883</b>




## Alabama Criminal Justice Information Center

Statistical Analysis Center  
 201 South Union Street, Suite 300  
 Montgomery, Alabama 36130  
 334.517.2400

# 2009 Drug Offenses in Alabama, by County

## Adult Arrests for Sale of Illegal Drugs

County	Opium/ Cocaine	Marijuana	Synthetic Drugs	Other	Total
Jefferson	12	21	13	44	90
Mobile	44	21	12	14	91
Montgomery	5	2	0	0	7
Autauga	11	1	0	7	19
Baldwin	1	19	0	16	36
Barbour	0	15	0	0	15
Bibb	2	3	0	3	8
Blount	0	1	10	21	32
Bullock	0	0	0	3	3
Butler	0	2	0	3	5
Calhoun	12	8	3	45	68
Chambers	5	4	4	22	35
Cherokee	4	3	0	12	19
Chilton	25	3	0	15	43
Choctaw	0	0	0	0	0
Clarke	40	8	5	7	60
Clay	1	1	0	1	3
Cleburne	0	0	0	8	8
Coffee	8	17	5	37	67
Colbert	0	0	0	1	1
Conecuh	1	2	1	0	4
Coosa	1	0	0	10	11
Covington	9	3	8	22	42
Crenshaw	1	3	0	1	5
Cullman	5	16	0	50	71
Dale	12	10	1	4	27
Dallas	4	0	0	1	5
Dekalb	0	3	1	31	35
Elmore	11	34	2	2	49
Escambia	4	1	1	1	7
Etowah	33	1	0	7	41
Fayette	0	0	0	5	5
Franklin	2	1	4	24	31
Geneva	8	7	1	3	19
Greene	2	0	0	0	2
Hale	6	0	0	1	7
Henry	2	7	0	5	14
Houston	16	7	0	8	31




### Alabama Criminal Justice Information Center

Statistical Analysis Center  
 201 South Union Street, Suite 300  
 Montgomery, Alabama 36130  
 334.517.2400

# 2009 Drug Offenses in Alabama, by County

Jackson	5	1	3	10	19
Lamar	0	0	0	0	0
Lauderdale	1	5	0	0	6
Lawrence	10	0	0	37	47
Lee	4	3	2	13	22
Limestone	0	1	1	8	10
Lowndes	0	0	1	0	1
Macon	0	7	0	0	7
Madison	59	21	10	136	226
Marengo	4	5	7	4	20
Marion	3	1	1	13	18
Marshall	14	5	3	144	166
Monroe	0	0	1	0	1
Morgan	15	0	0	2	17
Perry	0	3	0	0	3
Pickens	3	5	8	11	27
Pike	10	12	2	8	32
Randolph	3	0	0	2	5
Russell	0	2	0	6	8
St. Clair	13	9	0	73	95
Shelby	1	4	0	7	12
Sumter	1	0	0	0	1
Talladega	1	0	0	21	22
Tallapoosa	14	12	2	4	32
Tuscaloosa	14	3	107	46	170
Walker	1	1	1	18	21
Washington	3	0	2	3	8
Wilcox	3	1	0	2	6
Winston	0	0	0	33	33
<b>Totals</b>	<b>469</b>	<b>325</b>	<b>222</b>	<b>1,035</b>	<b>2,051</b>




## Alabama Criminal Justice Information Center

Statistical Analysis Center  
 201 South Union Street, Suite 300  
 Montgomery, Alabama 36130  
 334.517.2400

# 2009 Drug Offenses in Alabama, by County

## 2009 State of Alabama Adult Arrests for Possession of Illegal Drugs

County	Opium/ Cocaine	Marijuana	Synthetic Drugs	Other	Total
Jefferson	1,278	2,037	365	28	3,708
Mobile	553	1,040	56	91	1,740
Montgomery	49	338	1	3	391
Autauga	32	40	5	2	79
Baldwin	88	223	24	6	341
Barbour	61	36	0	0	97
Bibb	9	10	2	6	27
Blount	0	21	23	44	88
Bullock	0	4	0	3	7
Butler	5	18	7	0	30
Calhoun	32	98	184	27	341
Chambers	16	43	11	11	81
Cherokee	3	8	3	24	38
Chilton	5	123	1	3	132
Choctaw	0	0	0	0	0
Clarke	18	31	13	2	64
Clay	0	2	2	0	4
Cleburne	2	11	12	9	34
Coffee	26	33	6	12	77
Colbert	42	89	6	15	152
Conecuh	7	5	1	1	14
Coosa	1	15	0	2	18
Covington	10	11	23	1	45
Crenshaw	9	20	0	3	32
Cullman	0	61	115	2	178
Dale	22	82	3	31	138
Dallas	25	56	0	1	82
Dekalb	5	64	9	76	154
Elmore	105	67	6	15	193
Escambia	22	85	29	5	141
Etowah	30	175	4	9	218
Fayette	0	1	0	4	5
Franklin	9	2	5	12	28
Geneva	3	10	1	14	28
Greene	0	12	1	2	15
Hale	4	8	0	0	12
Henry	15	11	4	2	32




### Alabama Criminal Justice Information Center

Statistical Analysis Center  
201 South Union Street, Suite 300  
Montgomery, Alabama 36130  
334.517.2400

# 2009 Drug Offenses in Alabama, by County

Houston	218	197	9	32	456
Jackson	14	37	39	22	112
Lamar	0	1	0	0	1
Lauderdale	1	160	0	0	161
Lawrence	0	15	1	3	19
Lee	15	263	8	12	298
Limestone	13	72	4	93	182
Lowndes	33	21	2	4	60
Macon	2	2	0	1	5
Madison	567	1,191	68	28	1,854
Marengo	10	33	3	1	47
Marion	7	7	11	30	55
Marshall	27	131	38	67	263
Monroe	19	35	1	1	56
Morgan	1	2	1	7	11
Perry	0	12	0	0	12
Pickens	11	27	7	2	47
Pike	16	59	2	4	81
Randolph	10	18	3	8	39
Russell	13	71	1	6	91
St. Clair	7	57	8	43	115
Shelby	7	171	2	3	183
Sumter	4	19	0	0	23
Talladega	10	138	4	31	183
Tallapoosa	27	65	8	10	110
Tuscaloosa	33	611	36	31	711
Walker	5	75	93	14	187
Washington	5	9	8	25	47
Wilcox	2	3	0	2	7
Winston	0	11	0	1	12
<b>Totals</b>	<b>3,563</b>	<b>8,403</b>	<b>1,279</b>	<b>947</b>	<b>14,192</b>




## Alabama Criminal Justice Information Center

Statistical Analysis Center  
 201 South Union Street, Suite 300  
 Montgomery, Alabama 36130  
 334.517.2400

# 2009 Drug Offenses in Alabama, by County

## 2009 State of Alabama Juvenile Arrests for Sale of Illegal Drugs

County	Opium/ Cocaine	Marijuana	Synthetic Drugs	Other	Total
Jefferson	1	2	1	0	4
Mobile	0	1	0	2	3
Montgomery	0	0	0	0	0
Autauga	0	0	0	0	0
Baldwin	0	3	0	0	3
Barbour	0	0	0	0	0
Bibb	0	0	0	0	0
Blount	0	0	0	1	1
Bullock	0	0	0	0	0
Butler	0	0	0	0	0
Calhoun	1	0	0	0	1
Chambers	0	0	0	0	0
Cherokee	0	0	0	0	0
Chilton	0	1	0	0	1
Choctaw	0	0	0	0	0
Clarke	0	0	0	0	0
Clay	0	0	0	0	0
Cleburne	0	0	1	0	1
Coffee	1	0	0	0	1
Colbert	0	0	0	0	0
Conecuh	0	0	0	0	0
Coosa	0	0	0	0	0
Covington	0	0	0	0	0
Crenshaw	0	0	0	0	0
Cullman	0	0	0	1	1
Dale	0	0	0	0	0
Dallas	0	0	0	0	0
Dekalb	0	0	0	0	0
Elmore	0	1	0	0	1
Escambia	0	0	1	0	1
Etowah	0	0	0	0	0
Fayette	0	0	0	0	0
Franklin	0	0	0	1	1
Geneva	0	0	0	0	0
Greene	1	0	0	0	1
Hale	0	0	0	0	0
Henry	0	0	0	0	0




### Alabama Criminal Justice Information Center

Statistical Analysis Center  
201 South Union Street, Suite 300  
Montgomery, Alabama 36130  
334.517.2400

# 2009 Drug Offenses in Alabama, by County

Houston	0	0	1	1	2
Jackson	0	0	0	0	0
Lamar	0	0	0	0	0
Lauderdale	0	0	0	0	0
Lawrence	0	0	0	0	0
Lee	0	0	0	0	0
Limestone	0	0	0	3	3
Lowndes	0	0	0	0	0
Macon	0	0	0	0	0
Madison	0	0	1	1	2
Marengo	0	0	0	0	0
Marion	0	0	0	0	0
Marshall	0	0	0	0	0
Monroe	0	0	0	0	0
Morgan	0	0	0	0	0
Perry	0	0	0	0	0
Pickens	0	0	0	1	1
Pike	0	0	0	0	0
Randolph	0	0	0	0	0
Russell	0	0	0	0	0
St. Clair	0	0	0	0	0
Shelby	0	0	1	1	2
Sumter	0	0	0	0	0
Talladega	0	0	0	0	0
Tallapoosa	0	0	0	0	0
Tuscaloosa	0	0	0	0	0
Walker	0	0	0	0	0
Washington	0	0	0	0	0
Wilcox	0	0	0	0	0
Winston	0	0	0	0	0
<b>Totals</b>	<b>4</b>	<b>8</b>	<b>6</b>	<b>12</b>	<b>30</b>



## Alabama Criminal Justice Information Center


Statistical Analysis Center  
 201 South Union Street, Suite 300  
 Montgomery, Alabama 36130  
 334.517.2400



# 2009 Drug Offenses in Alabama, by County

## 2009 State of Alabama Juvenile Arrests for Possession of Illegal Drugs

County	Opium/ Cocaine	Marijuana	Synthetic Drugs	Other	Total
Jefferson	16	205	12	1	234
Mobile	19	150	5	4	178
Montgomery	6	73	0	0	79
Autauga	0	12	0	0	12
Baldwin	5	27	1	0	33
Barbour	3	0	0	0	3
Bibb	0	0	0	0	0
Blount	0	0	1	0	1
Bullock	0	0	0	0	0
Butler	0	0	0	0	0
Calhoun	4	9	4	0	17
Chambers	0	0	0	0	0
Cherokee	0	1	0	0	1
Chilton	0	2	0	0	2
Choctaw	0	0	0	0	0
Clarke	0	2	1	0	3
Clay	0	0	0	0	0
Cleburne	0	0	0	0	0
Coffee	0	0	2	1	3
Colbert	0	0	0	0	0
Conecuh	0	0	0	0	0
Coosa	0	0	0	0	0
Covington	0	0	0	0	0
Crenshaw	0	1	0	0	1
Cullman	0	0	0	0	0
Dale	0	7	0	0	7
Dallas	0	3	0	0	3
Dekalb	0	5	0	0	5
Elmore	0	4	0	0	4
Escambia	0	2	3	0	5
Etowah	0	3	0	0	3
Fayette	0	0	1	0	1
Franklin	0	0	0	1	1
Geneva	0	0	0	0	0
Greene	0	0	0	0	0
Hale	1	0	0	0	1
Henry	0	0	0	1	1




### Alabama Criminal Justice Information Center

Statistical Analysis Center  
201 South Union Street, Suite 300  
Montgomery, Alabama 36130  
334.517.2400

# 2009 Drug Offenses in Alabama, by County

Houston	2	4	0	0	6
Jackson	0	1	0	0	1
Lamar	0	0	0	0	0
Lauderdale	0	12	0	0	12
Lawrence	0	0	0	0	0
Lee	0	27	0	0	27
Limestone	0	5	0	2	7
Lowndes	0	0	0	0	0
Macon	0	1	0	0	1
Madison	12	94	1	1	108
Marengo	0	2	1	0	3
Marion	0	6	0	1	7
Marshall	0	26	1	1	28
Monroe	0	2	0	0	2
Morgan	0	0	0	0	0
Perry	0	0	0	0	0
Pickens	0	1	0	0	1
Pike	1	0	0	0	1
Randolph	1	0	0	0	1
Russell	0	1	0	0	1
St. Clair	0	0	1	1	2
Shelby	0	21	0	0	21
Sumter	0	0	0	0	0
Talladega	0	1	0	0	1
Tallapoosa	0	10	1	0	11
Tuscaloosa	0	43	0	0	43
Walker	0	0	1	0	1
Washington	0	0	0	0	0
Wilcox	0	0	0	0	0
Winston	0	0	0	0	0
<b>Totals</b>	<b>70</b>	<b>763</b>	<b>36</b>	<b>14</b>	<b>883</b>



## Alabama Criminal Justice Information Center

Statistical Analysis Center  
 201 South Union Street, Suite 300  
 Montgomery, Alabama 36130  
 334.517.2400